

















OBSERVE O EXEMPLO E COMPLETE OS QUADRINHOS.

 +  = 3 <input type="text" value="2"/> + <input type="text" value="1"/> = 3	 +  = <input type="text"/> + <input type="text"/> =
 +  = <input type="text"/> + <input type="text"/> =	 +  = <input type="text"/> + <input type="text"/> =
 +  = <input type="text"/> + <input type="text"/> =	 +  = <input type="text"/> + <input type="text"/> =
 +  = <input type="text"/> + <input type="text"/> =	 +  = <input type="text"/> + <input type="text"/> =

NOME: _____

DATA: **29/04/2021**

JARDIM II - Prof.ª _____